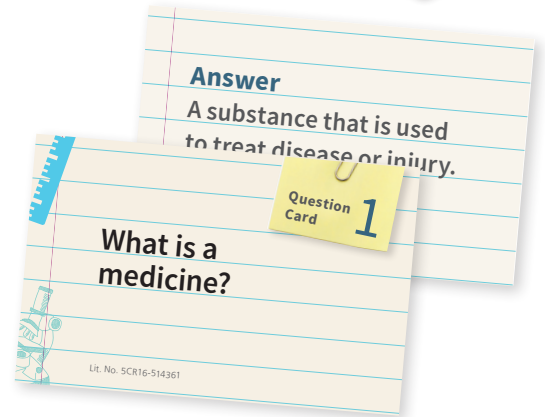




Medication Safety Patrol: Q & A Safety Rounds

Instructions

1. Pass out the Question cards and Answer cards evenly amongst the participants in your group.
2. The participant with the '#1' on their Question card goes first. Read your question aloud. Everyone should look at their Answer cards to see if they have the answer. If you believe you have the correct answer, read your answer aloud. Decide as a group if that answer indeed is correct.
3. Repeat steps #2 with the remaining Question cards, starting with Question #2 and continuing to the last question, Question #6.



Learn more at GenerationRx.org



1 of 3

Follow us @TheGenRx



Lit. No. 5CR16-514361 (11/2016)

Brought to you by:



Question cards



Question Card 1

What is a medicine?

Lit. No. 5CR16-514361

Question Card 4

True or False?
You should only take a medicine when given to you by a trusted adult.

Lit. No. 5CR16-514361

Question Card 2

What is a prescription medicine?

Lit. No. 5CR16-514361

Question Card 5

True or False?
Taking more of a medicine than instructed will always make you feel better.

Lit. No. 5CR16-514361

Question Card 3

What is an over-the-counter medicine?

Lit. No. 5CR16-514361

Question Card 6

True or False?
It is okay to share your medicine or take somebody else's prescription medicine.

Lit. No. 5CR16-514361

Answer cards

**Answer**

A substance that is used
to treat disease or injury.

Lit. No. 5CR16-514361

Answer

TRUE! You should only
take a medicine under the
supervision of a trusted adult.

Lit. No. 5CR16-514361

**Answer**

One type of medicine that
a doctor prescribes to
treat disease or injury.

Lit. No. 5CR16-514361

Answer

FALSE! Taking more of a
medicine than instructed could
actually make you feel more
sick. Always follow instructions!

Lit. No. 5CR16-514361

**Answer**

One type of medicine
that can be purchased
at a pharmacy without
a prescription.

Lit. No. 5CR16-514361

Answer

FALSE! Everybody is different,
you should never share or take
somebody else's medicine.

Lit. No. 5CR16-514361



Medication Safety Patrol Prescription Label Lookouts

Part 1:

Study the prescription medicine label below.

Pharmacy Name		Local Pharmacy	
Pharmacy Address		123 Main Street Anytown, USA 11111	(800) 555-5555
Pharmacy Phone Number			
Prescription (Rx) Number		Rx #: 0060023-08292	
Patient Name		JACK SMITH	
Prescription Instructions		TAKE TWO PILLS BY MOUTH ONCE DAILY FOR 10 DAYS UNTIL GONE.	
Medicine Name		PENICILLIN	200 MILLIGRAMS
			Medicine Dose

GenerationRx

Safe medication practices for life.

Part 2:

Now that you have identified the parts of a prescription medicine label, let's think about why we need to know these parts.

1. What is the name of the only person who should take this prescription medicine?
2. Jack must pick up this medicine at his local pharmacy. What is the address of his pharmacy?
3. If Jack has a question for the pharmacist, what phone number should he call?
4. What is the name of Jack's prescription medicine?
5. How many medicine pills will Jack take each day?

Part 3:

Working with your partner, answer the following question about this prescription medicine:

Jack has a sister, Jane Smith, who becomes sick with the same illness as him. Should Jane take some of Jack's prescription medication? Why or why not?

Learn more at GenerationRx.org



2 of 2

Follow us @TheGenRx



Lit. No. 5CR16-514361 (11/2016)

Brought to you by:











Medication Safety Patrol

Medicine Hideouts: *Safe or Unsafe?*

Study the possible places to store the medicines in your home. If you think the photo features a safe place to store a medicine, circle the '✓'. If you think the photo features an unsafe place, circle the 'X'. Discuss your answers with the participants in your group.

		Safe	Unsafe
1	Bathroom counter 	✓	X
2	Bathroom closet 	✓	X
3	Nightstand 	✓	X
4	Kitchen cabinet 	✓	X
5	Medicine cabinet 	✓	X
6	Kitchen counter 	✓	X

Learn more at GenerationRx.org 

Follow us @TheGenRx



Lit. No. 5CR16-514361 (11/2016)

Brought to you by:





Medication Safety Patrol: Medication Safety Skits

Instructions

1. Read the scenario and discuss the main problem faced by the characters.
2. Finish the script—write an end to this skit based on how you and your partner think the characters should solve the problem.
3. Once the script is written, rehearse your skit. You and your partner/group will be performing your skit later for the entire group.

Scenario #1

Where: The Smith's kitchen

When: After School

What's happening: Robbie has been fighting a horrible cough for weeks. Robbie's doctor prescribed him a prescription cough syrup to help his cough and allow him to feel better. Robbie and his brother Sam enter their kitchen so that Robbie can ask his mom for more of his prescription cough syrup. Although Robbie cannot find his mom, he still removes the cough syrup from the kitchen cabinet.

Sam: "Are you going to take some of that cough syrup?"

Robbie: "Yes, I cannot stop coughing and I think I remember how much mom gives to me."

Sam:

Robbie:

Sam:

Robbie:



Medication Safety Patrol: Medication Safety Skits

Instructions

1. Read the scenario and discuss the main problem faced by the characters.
2. Finish the script—write an end to this skit based on how you and your partner think the characters should solve the problem.
3. Once the script is written, rehearse your skit. You and your partner/group will be performing your skit later for the entire group.

Scenario #2

Where: Lakeview Elementary School

When: Third period gym class

What's happening: Kim and Sarah are outside running a mile and Sarah begins to have trouble breathing.

Sarah: "I don't know why but it feels like I cannot breathe very well."

Kim: "I used to feel that way sometimes but then my doctor prescribed an inhaler for me. Do you want me to go into the locker room and get mine for you?"

Sarah:

Kim:

Sarah:

Kim:



Medication Safety Patrol: Medication Safety Skits

Instructions

1. Read the scenario and discuss the main problem faced by the characters.
2. Finish the script—write an end to this skit based on how you and your partner think the characters should solve the problem.
3. Once the script is written, rehearse your skit. You and your partner/group will be performing your skit later for the entire group.

Scenario #3

Where: The Smith's bathroom

When: After dinner

What's happening: Carol has a really bad headache. Her younger brother Kevin brings her some pain medicine to treat her headache.

Kevin: "The bottle says that you should take 1 pill. But maybe if you take 2 pills, you will feel better even faster!"

Carol:

Kevin:

Carol:

Kevin:

Carol:



Medication Safety Patrol: Medication Safety Skits

Instructions

1. Read the scenario and discuss the main problem faced by the characters.
2. Finish the script—write an end to this skit based on how you and your partner think the characters should solve the problem.
3. Once the script is written, rehearse your skit. You and your partner/group will be performing your skit later for the entire group.

Scenario #4

Where: Local restaurant

When: Dinner time

What's happening: John is hungry as he waits with his older brother Joey and his mom at a restaurant. He finds a small bag of medicine tablets in his mom's purse. The medicine is not in its original container.

John: "I'm am so hungry. Mom, this bag looks like it has candy in it. I'm going to eat some as a snack."

Joey: "No, John! That's not candy!"

John's mom: "No, there is no container."

John:

Joey:

John's mom:



Learn more at GenerationRx.org

4 of 4

Follow us @TheGenRx



Lit. No. 5CR16-514361 (11/2016)

Brought to you by:

